NO. OF POS.	PARTS NO.	A	B	C	D
22	03001HR-22A	8.7	6.90	5.70	6.30
25	03001HR-25A	9.6	7.80	6.60	7.20
31	03001HR-31A	11.4	9.60	8.40	9.00
33	03001HR-33A	12.0	10.20	9.00	9.60
35	03001HR-35A	12.6	10.80	9.60	10.20
37	03001HR-37A	13.2	11.40	10.20	10.80
39	03001HR-39A	13.8	12.00	10.80	11.40
49	03001HR-49A	16.8	15.00	13.80	14.40

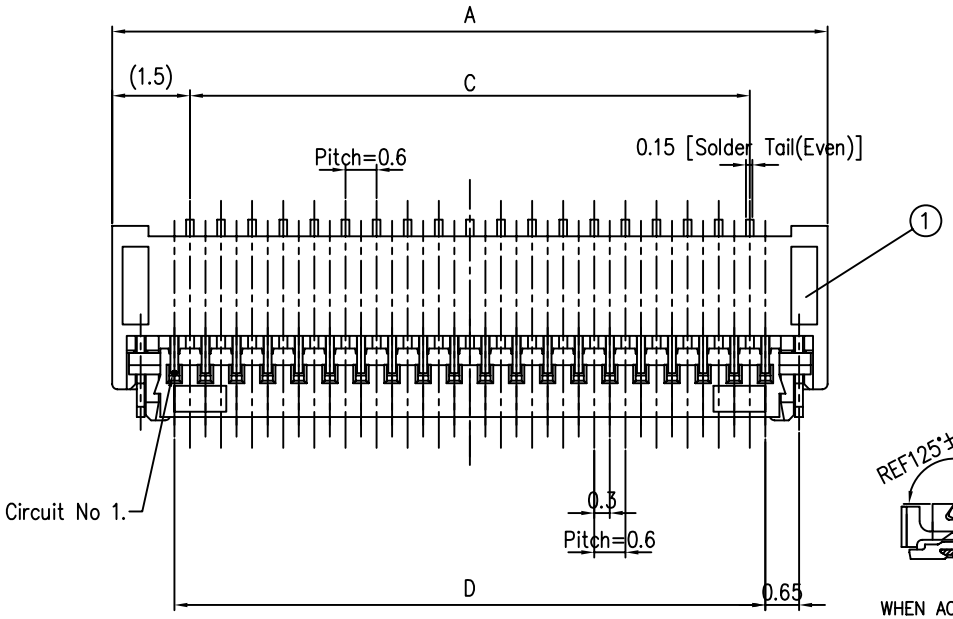

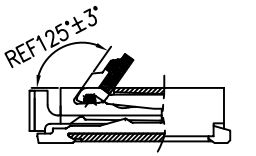

WHEN ACTUATOR IS OPENED

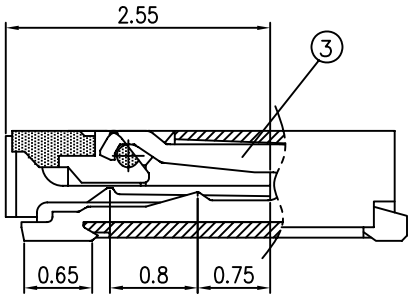

SEC B-B".S.C=20:1

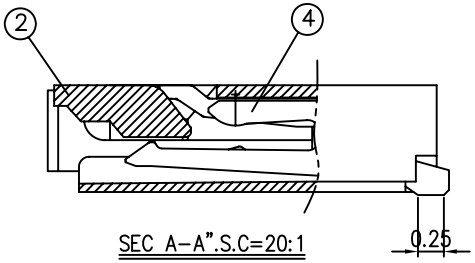

SEC A-A".S.C=20:1

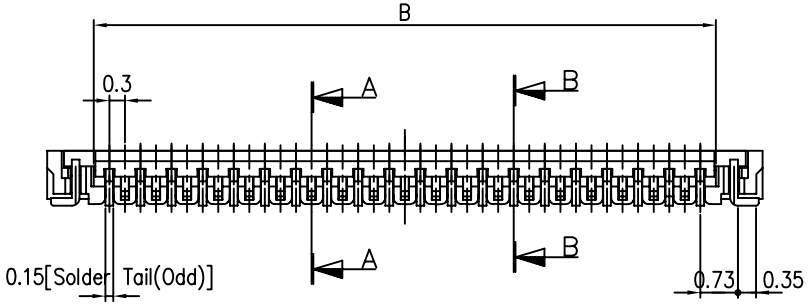

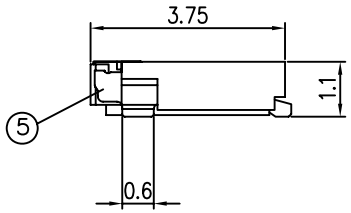

NOTE
1. GENERAL TOLERANCE ±0.15
2. MATCHING PART.
   - ACTUATOR : 03001AS-00A.
   - TERMINAL : 03001TR_1-A.
   - TERMINAL : 03001TR_2-A.
   - HOOK : 03001LR-A.

YEONHO ELECTRONICS CO., LTD.					TITLE: 03001HR-NNA		
SCALE	DRAWN	DESIGN	CHECK	APPD	SIZE	DWG. NO	REV
10/1 (40/1)					A2	03001HR-00A-S	02

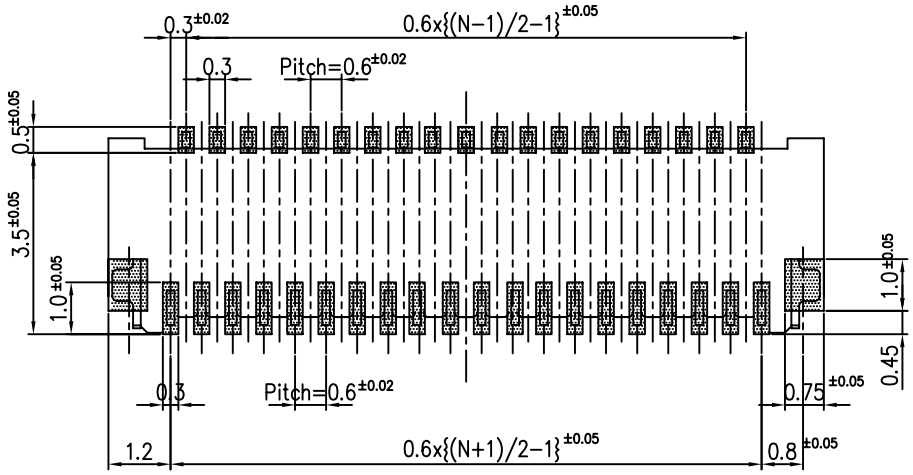

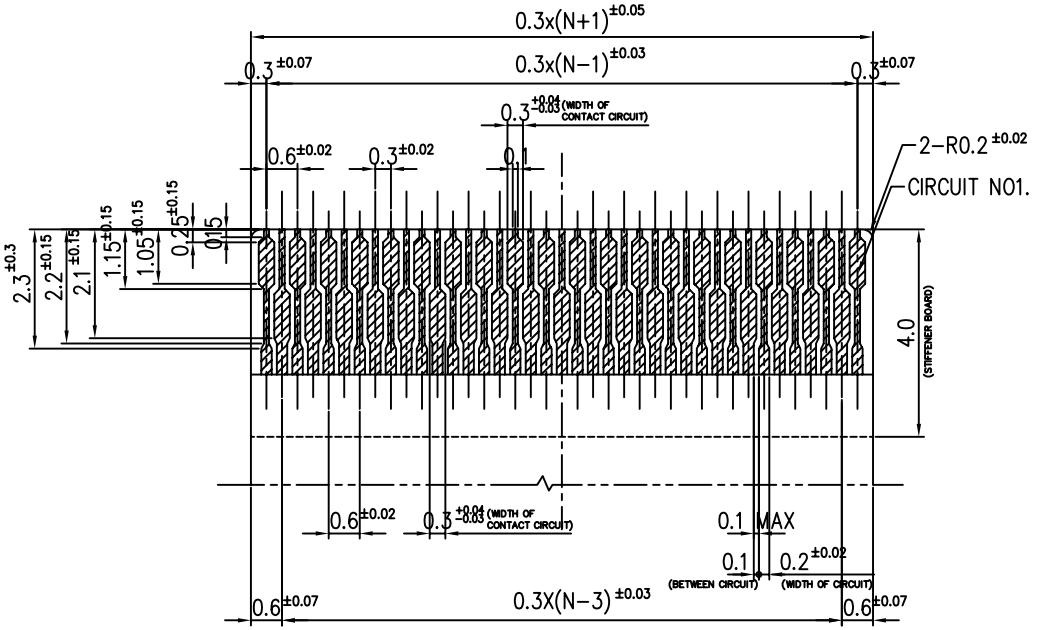

APPLICABLE FPC
RECOMMENDED DIMENSION

THICKNESS : 0.2±0.03

I/NO	DESCRIPTION	MATERIAL	TREATMENT	QTY	REMARK
	YEONHO ELECTRONICS CO., LTD.				

SCALE	DRAWN	DESIGN	CHECK	APPD

TITLE: 03001HR-NNA (PCB LAYOUT & FILM SPEC.)

SIZE	DWG. NO	REV
A2	03001HR-00A-L	

LTR	REVISION RECORD	DATE	DR	CHK